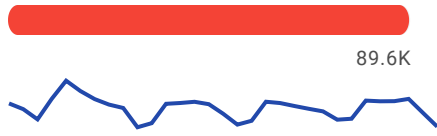


FLETC.gov Web Performance Metrics

Total users

89.4K

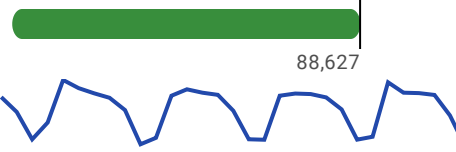
99.7% of previous 31 days



Active users

88.7K

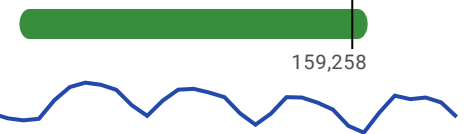
100.1% of previous 31 days



30-day active users

166.6K

104.6% of previous 31 days



Session Details

	Average session duration	Engaged sessions
1.	00:02:49	67,680

1 - 1 / 1 < >

Pageviews and Engagement

	Views ▾	Engagement rate
1.	275,563	57.99%

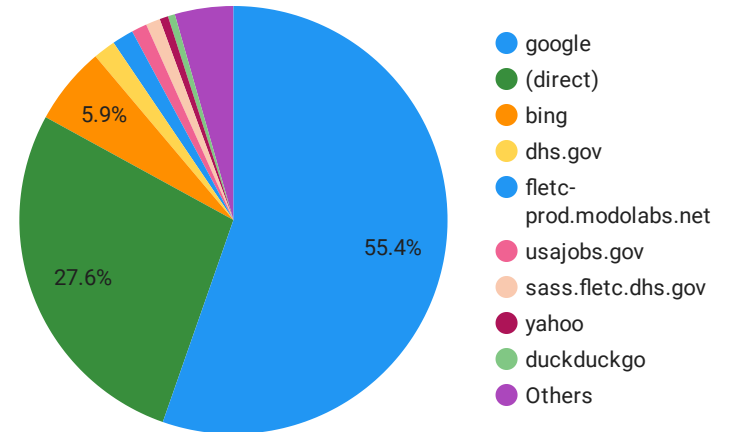
1 - 1 / 1 < >

Active Users

	Active users	30-day active users ▾
1.	88,700	166,607

1 - 1 / 1 < >

Visits by Source

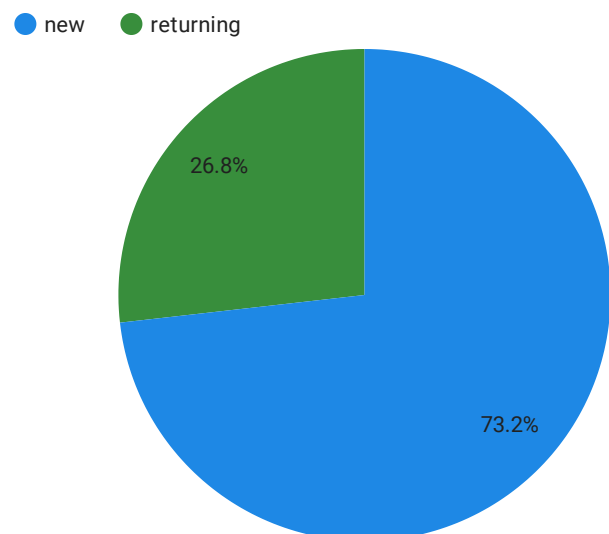


Top Overall Pages

	Page location	Views ▾
1.	https://www.fletc.gov/	41,617
2.	https://www.fletc.gov/training-catalog	22,129
3.	https://www.fletc.gov/glynco-georgia	13,814
4.	https://www.fletc.gov/training	8,668
5.	https://www.fletc.gov/programs	5,286
6.	https://www.fletc.gov/peb-scores	5,274
7.	https://www.fletc.gov/glynco-campus-life	4,925
8.	https://www.fletc.gov/external/fedbizopps	4,543
9.	https://www.fletc.gov/male-peb	4,254
10.	https://www.fletc.gov/basic-programs	4,024
11.	https://www.fletc.gov/careers-	3,755

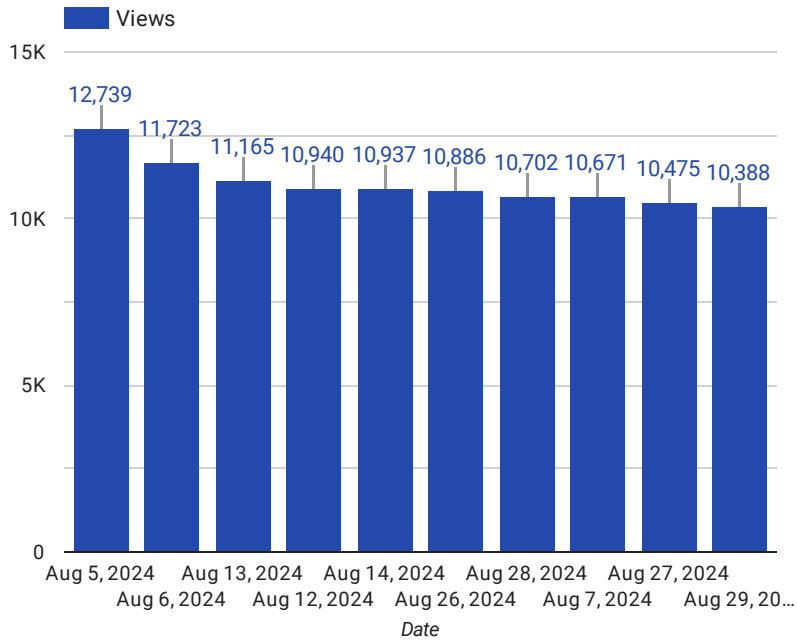
1 - 100 / 7527 < >

New vs. Returned Visitors



FLETC.gov Web Performance Metrics

Pageviews by Hour



Sessions and Pageviews by Source / Medium

Session source / medium	Sessions
1. google / organic	65,365
2. bing / organic	6,944
3. dhs.gov / referral	1,986
4. fletc-prod.modolabs.net / ref...	1,912
5. sass.fletc.dhs.gov / referral	1,282
6. usajobs.gov / referral	1,371
7. yahoo / organic	761
8. duckduckgo / organic	630
9. ncis.navy.mil / referral	244
10. m.facebook.com / referral	421

1 - 100 / 390 < >

Sessions by Device Category

Device category	Sessions
1. desktop	47,930
2. mobile	46,313
3. tablet	836
4. smart tv	5

1 - 4 / 4 < >